

Silent Night	2A		A	B
This Is The Day	2B			
Happy Birthday	2C	in progress	C	D
Revelation Song	2D			
Chord Charts (MASTERS)	3			
This Is The Day	4			
This Is The Day	5	Fijian only		
Lead Me	6A+			
fretboard	6B+			
fretboard	6C&D			
From the Inside Out (Everlasting)	7A+			
tabs	7B&C+			
guitar tabs	8A+			
chord charts (ADF#B tuning)	8C&D			
(capo 2)				
chord building	9			
	10			
Chord finder (key slide)	11	PRINTED		
Amazing Grace	12A+&13B+	READY		
The Butterfly Song	12C+			
Jesus Messiah	14A+			
chord charts	15A+&C+			
I'll Fly Away	16			

Silent Night
1818, Joseph Mohr & Franz Gruber

D-DU-UD-
3/4

C	G7	C	C	
C	-	-	-	DGCEA EADGBE
Silent	night,	holy	night	
Silent	night,	holy	night	EGCEC ECEGCE
Silent	night,	holy	night	
G7	-	C	-	
All is	calm,	all is	bright	
Shepherds	quake	at the	sight	
Son of	God,	love's pure	light	DGDFB GBDGBF
F	-	C	-	
Round yon	Virgin	Mother and	Child	
Glories	stream from	heaven a-	far	
Radiant	beams from	Thy holy	face	FACFA FAFACF
F	-	C	-	
Holy	Infant so	tender and	mild	
Heavenly	hosts sing	Allelu-	ia!	
With the	dawn of re-	deeming	grace	
G7	-	C	-	
Sleep in	heavenly	peace	-	
Christ, the	Saviour is	born		
Jesus,	Lord, at Thy	birth		
-	G7	C	-	
Sleep in	heavenly	peace		
Christ, the	Saviour is	born		
Jesus,	Lord, at Thy	birth		

This is the Day Psalm 118:24 **D-DUD-DU**
English, Bengali, Fijian (Palm Sunday/Passover) 4/4

C (D)	-	G (A)	GCEA EADGBE
This is the day,	this is the day,	that the Lord	has made, that the
Ajker eai din,	ajker eai din,	ishwar	shristi korechen, ishwar
Oqo na siga,	oqo na siga,	sa le-	sia na Kalou, sa le-
-	-	-	
Lord has made,	I will rejoice,	I will rejoice,	and be
shristi korechen,	Amra tahar,	amra tahar,	stuti
sia na Kalou	Me da marau,	me da marau,	ka se-
C (D)	-		
glad in it,	and beglad in it		
gahibo, stuti	gahibo,		
re vua, ka se-	re vua		
F (G)			
This is the day that the	Lord has made		
Ajker eai din ishwar	shristi korechen,		
Oqo na siga sa le-	sia na Kalou		
F (G)			
I will rejoice and be			
Amra tahar stuti			
Me da marau ka se-			
C (D)	-		
glad in it	This is the day,	this is the day that the	Lord has made
gahibo, Ajker eai din,	ajker eai din,	ishwar	shristi kore-chen
re vua Oqo na siga,	oqo na siga,	sa le-	sia na Ka-lou

Happy Birthday (G)

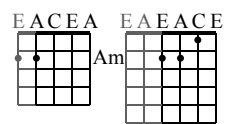
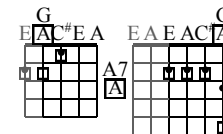
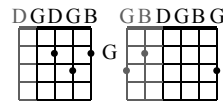
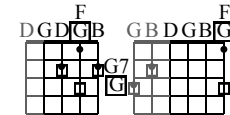
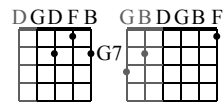
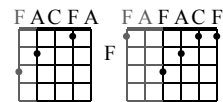
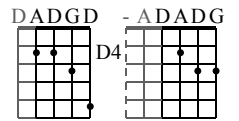
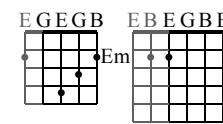
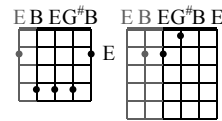
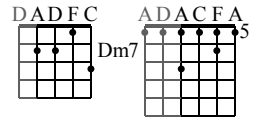
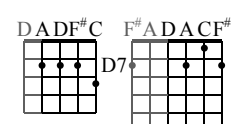
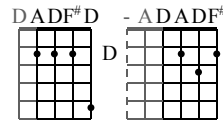
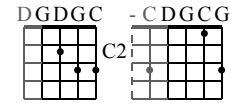
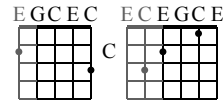
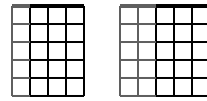
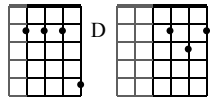
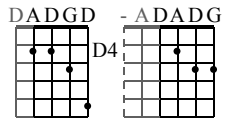
G							
D							
G							
C							
GDG							
4	1	2	3	4	1	2	3
D D	E		D	G	F#		
Happy	birth		day	to	you		
4	1	2	3	4	1	2	3
D D	E		D	A	G		
Happy	birth		day	to	you		
4	1	2	3	4	1	2	3
D D	B		A	G	F#		E
Happy	birth		day	dear	-	-	-
4	1	2	3	4	1	2	3
C C	B		G	A	G		
Happy	birth		day	to	you		

Revelation Song	Jennie Lee Riddle		
V1,V1,C,V2,C,V3,C,C	Key: D (G?) 4/4		
D2	Am7		
V1: Worthy is the	Lamb who was slain.		
V2: Clothed in rainbows,	of living color.		
V3: Filled with wonder,	awestruck wonder,		
C2	G		
V1: Holy, holy is He-	.		
V2: Flashes of lightening,	rolls of thunder.		
V3: At the mention of Your	Name.		
D2	Am7		
V1: Sing a new song	to Him who sits on		
V2: Blessing and honor,	strength and glory		
V3: Jesus, Your Name is	power, breath and living		
C2	G		
V1: Heaven's Mercy Sea-	t.		
V2: To You, the only wise	King.		
V3: Such a marvelous	mystery-		
D2	Am7		
C: Holy, Holy, Holy	is The Lord, God		
C2	G		
C: Who was and is and is	to come.		
D2	Am7		
C: With all creation I	sing, "Praise to The		
C2	G		
C: You are my	everything. And I will		

DGCEA EADGBE

GCEA EADGBE

DGCEA EADGBE



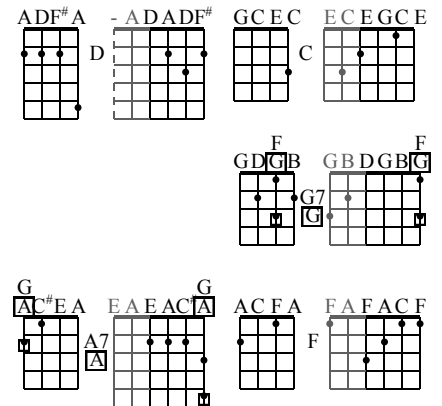
C (D)	-	G (A)
This is the day,	this is the day,	Lord has made,
Ajker eai din,	ajker eai din,	shristi korechen,
Oqo na siga,	oqo na siga,	ishwar sia na Kalou,
	sa le-	sa le-

-	-	-
Lord has made,	I will rejoice,	I will rejoice, and be
shristi korechen,	Amra tahar,	amra tahar, stuti
sia na Kalou	Me da marau,	me da marau, ka se-

C (D)	-
glad in it, and be	glad in it
gahibo, stuti	gahibo,
re vua, ka se-	re vua

F (G)	C (D)
This is the day that the	Lord has made
Ajker eai din ishwar	shristi korechen,
Oqo na siga sa le-	sia na Kalou

F (G)
I will rejoice and be
Amra tahar stuti
Me da marau ka se-



C (D)	-	-	G7(A7)	C (D)
glad in it	This is the day,	this is the day that the	Lord has	made
gahibo,	Ajker eai din,	ajker eai din, ishwar	shristi kore-	chen
re vua	Oqo na siga,	oqo na siga, sa le-	sia na Ka-	lou

This is the Day Psalm 118:24
 Fijian (Palm Sunday/Passover)

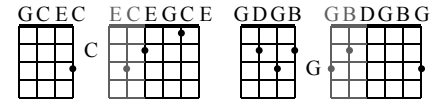
D-DUD-DU
 4/4

GCEA EADGBE

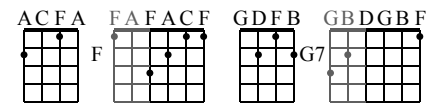
C (D) **C (D)** **G7(A7)** **C (D)**

C (D) - **G (A)**
 Oqo na siga, oqo na siga, sa le- sia na Kalou, sa le-
 [Ongo] [sig(n)a]

- - -
 sia na Kalou Me da marau, me da marau, ka
 [Me(n)] [mañau]



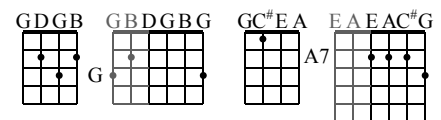
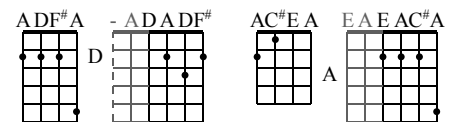
C (D) -
 sere vua, ka sere vua



F (G) **C (D)**
 Oqo na siga sa le- sia na Kalou

F (G)
 Me da marau ka

C (D) - - **G7(A7)** **C (D)**
 sere vua Oqo na siga, oqo na siga, sa le- sia na Kalou



Sanctus Real - "Lead Me" Capo 1 I,V1,C1,V2,C1,B,C2

Intro: C - Am -

Verses:

C - Am
 V1 I look around and see my wonderful life Almost perfect
 V2 I see their faces, look in their innocent eyes They're just children

C -
 V1 from the outside In picture frames I see my beautiful wife
 V2 from the outside I'm working hard, I tell myself they'll be fine

Am - G
 V1 Always smiling But on the inside, Oh, I can hear her saying... [C1a]
 V2 They're independent But on the inside, Oh, I can hear them saying... [C1a]

Chorus:

C - G -
 C1a Lead me with strong hands Stand up when I can't; Don't
 C1b Show me you're willing to fight; That I'm still the love of your life; I
 C2a lead them with strong hands; To stand up when they can't; Don't want to
 C2b show them I'm willing to fight; And give them the best of my life; So

F - Am G
 C1a leave me hungry for love; Chasing dreams, but what about us? [C1b]
 C1b know we call this our home; But I still feel alone [C1]
 C2a leave them hungry for love, Chasing things that I could give up; I'll [C2b]
 C2b we can call this our home Lead me, 'cause I can't do this a- [C2]

C - Am G C
 C1 [V2,B]
 C2 lone Father, lead me, 'cause I can't do this a lone

Bridge:

Am F C G
 So Father, give me the strength; To be everything I'm called to be; Oh,
 Am F C - G -
 Father, show me the way; To lead them Won't You lead me? To [C2a]

4 th	3 rd	2 nd	1 st	String	
G	C	E	A		0 Fret #
G# Ab	C# Db	F	A# Bb		1
A	D	F# Gb	B		2
A# Bb	D# Eb	G	C		3
B	E	G# Ab	C# Db		4
C	F	A	D		5
C# Db	F# Gb	A# Bb	D# Eb		6
D	G	B	E		7
D# Eb	G# Ab	C	F		8
E	A	C# Db	F# Gb		9
F	A# Bb	D	G		10
F# Gb	B	D# Eb	G# Ab		11
G	C	E	A		12 (Octave)

<http://www.ukulelestrummers.com/Ukefretboard.html>

Fret #	0	1	2	3	4	5	6	7	8	9	10	11	12
1 st String A	A#/Bb	B	C	C#/Db	D	D#/Eb	E	F	F#/Gb	G	G#/Ab	A	
2 nd String E	F	F#/Gb	G	G#/Ab	A	A#/Bb	B	C	C#/Db	D	D#/Eb	E	
3 rd String C	C#/Db	D	D#/Eb	E	F	F#/Gb	G	G#/Ab	A	A#/Bb	B	C	
4 th String G	G#/Ab	A	A#/Bb	B	C	C#/Db	D	D#/Eb	E	F	F#/Gb	G	

From The Inside Out (Everlasting)

Hillsong United

Intro: F F C G (3x) F F C

Key: C 4/4

G F F C G
 V1: A thousand times I've failed Still Your mercy remains
 V2: Your will above all else My purpose remains

F F C G
 V1: And should I stumble again I'm caught in Your grace
 V2: The art of losing myself In bringing You praise

Am F C G
 V: Everlasting Your light will shine when all else fades

Am F C G
 V: Never ending Your glory goes beyond all fame

V1: F F C G F F C [to V2]
 V2: F

- (1) Artist:
- (2) Song:
- (3) Album: United we stand
- (4) Tabbed by technofreak15@hotmail.com
- (5) Key: C

F C Am
 C1: In my heart and my soul Lord I give You control

G
 C1: Consume me from the inside out

F Am G
 C1: Lord let justice and praise Become my embrace

Standard Tuning: (e) (b) (g) (d) (a) (e)

Dm
 C1: To love You from the inside out (repeat)

Chords:

C2: "V" above (2 lines)

C F G Am
 C2: And the cry of my heart Is to bring You praise

F G F G
 C2: From the inside out Lord my soul cries out

Other: F C Am G F Am G Dm

F G F G F
 C2: From the inside out Lord my soul cries out, Lord

F	C	G	Am
e-----	e-----	e---3-----	e-----
b---1-----	b---1-----	b---3-----	b---1-----
g---2-----	g---0-----	g---0-----	g---2-----
d---3-----	d---2-----	d---0-----	d---2-----
a-----	a---3-----	a---2-----	a-----
e-----	e-----	e---3-----	e-----

((Electric guitar)) h=hammer on / =slide
 Intro:

```

e-----12-----12-----|
b-----13-----13-----12-13h15-12-----|
g--12h14-----14-----12-----|
d-----|
a-----|
e-----|
  
```

Solo:

```

e-----12-----13-----12-----|
b-13-----13-----12-x8--12--x4--12--x4---|
g-14-x8--12-x8-----|
  
```

```

e-----|
b-13--12--10--12-----13--12--10--10--12-----|
g-----12-----10-----|
  
```

```


e-----|
b-----10-----|
g--9--10--9--7--9-----|
  
```

```

e-----12-----| x2
b--13--12--10--12--13--x1---12-x8-----|
g-----|
  
```

```

e-----17-----17-----17-----17-----17----- (19) ---|
b--15-----15-----15-----15-----15----- (17) ---|
g-----|
  
```



AKKORDTABELLE

UKULELE

A-D-F#-B

(capo 2 on GCEA tuning)

DUR 6 7 9 MAJ7 MOLL M6 M7 M9 sus2 sus4

C											
C#											
D											
D#											
E											
F											
F#											
G											
G#											
A											
A#											
H											

GUITAR CHORD GUIDE

Demos Masters Recording - (760) 757-8754



KEY 3 PRINCIPAL CHORDS RELATIVE MINOR¹ ALTERNATE CHORDS

KEY	3 PRINCIPAL CHORDS			RELATIVE MINOR ¹			ALTERNATE CHORDS					
C	C	F	G7	Am	Dm	E7	C6 (A=7)	C dim	C Aug	F6	A=6	Dm6
G	G	C	D7	Em	Am	B7	G6 (E=7)	G dim	G Aug	C6	Em6	A=6
F	F	B ^b	C7	Dm	Gm	A7	F6 (D=7)	F dim	F Aug	B ^b 6	Dm6	Gm6
D	D	G	A7	Bm	Em	F7	D6 (B=7)	D dim	D Aug	G6	Bm6	Em6
B ^b	B ^b	E ^b	F7	Gm	Cm	D7	B ^b 6 (G=7)	B ^b dim	B ^b Aug	E ^b 6	Gm6	Cm6
A	A	D	E7	F ^b m	Bm	C7	A6 (F ^b =7)	A dim	A Aug	D6	F ^b m6	Bm6
E ^b	E ^b	A ^b	B ^b 7	Cm	Fm	G7	E ^b 6 (Cm7)	E ^b dim	E ^b Aug	A ^b 6	Cm6	Fm6
E	E	A	B7	C ^b m	F ^b m	G ^b 7 (A ^b 7)	E6 (C ^b m7)	E dim	E Aug	A6	C ^b m6	F ^b m6
A ^b	A ^b	D ^b	E ^b 7	Fm	B ^b m	C7	(Fm7)	A ^b dim	A ^b Aug	D ^b 6	Fm6	B ^b m6
B	B	E	F7	C ^b m (A ^b m)	C ^b m	D ^b 7 (E ^b 7)	B6 (A ^b =7)	B dim	B Aug	E6	C ^b m6 (A ^b m6)	C ^b m6
D ^b	D ^b	G ^b	A ^b 7	B ^b m	E ^b m	F7	D ^b 6 (B ^b m7)	D ^b dim	D ^b Aug	G ^b 6	B ^b m6 (A ^b m6)	E ^b m6
F ^b	F ^b	B	C7	D ^b m (E ^b m)	G ^b m (A ^b m)	A ^b 7 (B7)	F ^b 6 (E ^b m7)	F ^b dim	F ^b Aug	B6	D ^b m6 (E ^b m6)	A ^b m6 (A ^b m6)

The 9th, 11th and 13th notes are the same as the 2nd, 4th and 6th notes respectively, but:

A 9th chord is distinguished from a 2nd chord, for it includes a 7th or a b7.

An 11th chord is distinguished from a 4th chord (suspended), for it includes a 7th or a b7, as well as a 9th.

A 13th chord is distinguished from a 6th chord, for it includes a 7th or a b7, a 9th and in some cases an 11th (but not necessarily).

<http://www.all-guitar-chords.com/lesson.php?id=107>

when some1 says agumented fifth what does that mena exactly?

Augmented means "raised" or "sharpened", so it's a raised fifth.

what if there is a triangle after the chord like Bb(triangle) - It means Major 7th :)

7(b5)-> dominant seven flat five -> 7(-5)
M9 ---> Major ninth ---> Δ(add9) ; Maj7(add9) ; M7(add9)
(b9)----> dominant flat ninth ----> 7(b9 ; 7(addb9); 7-9 ; -9
11 ---> minor eleventh ---> min11 ; m11 ; min7(add11) ; m7(add11)
(#11) --> Major (or sharped) eleventh -> (+11) ; Δ(+11) ; M7(+11) ; Δ(#11) ; M7(#11)
M13 ---> Major thirteenth ---> Δ(add13) ; Maj7(add13) ; M7(add13) ; M7(add6)
sus4 ---> suspended fourth ---> -13 ; min7 (add13) ; m7(add13) ; -7(add 13) ; m7(add6)

Other extended chords follow the same rules as shown above, so that for example Maj9, Maj11 and Maj13, shown above are with major sevenths rather than minor sevenths: similarly m9, m11 and m13 will have minor thirds and minor sevenths.

Red, yellow, green, blue

Orange
or purple?

[http://en.wikipedia.org/wiki/Chord_\(music\)](http://en.wikipedia.org/wiki/Chord_(music))
Altered chords...

() = normally omitted)

non-diatonic scales such as the pentatonic or chromatic scales

http://www.giftedplayer.com/gospelmusicnewsletter_805.php

Diatonic seventh

test

Extensions (9th, 11th, 13th)

In order for a 9th, 11th, or 13th chord to exist the seventh must be present in the chord. Otherwise, it's just a major chord with and added 2nd, 4th or 6th.

There are conditions when adding the 4 to a major chord. Usually the third is omitted, creating a new chord called a suspended chord. The abbreviation for this chord is "sus."

-Eb-G □ □ #b □ □ □ □ □ b ♯ ♯ ♯ ♯ ♯ ♯

-Eb-Gb ♯ #b □ □ □ □ □ b ♯ ♯ ♯ ♯ ♯ ♯

test

♯ ♯

-E♭-G♭

diatonic triads

non-diatonic scales such as the pentatonic

1	I	■	maj7, maj9, maj11, maj13, 6
		II (V of V)	7, sus4
2/9	ii/II(7)	■ m ■ m	m7, m9, m11, m6
		III (V of vi)	7, sus4
3	iii/III(7)	■ m ■ m	m7
4/11	IV	■	maj7, maj9, maj13, 6
5	V	■	7, 9, 11, sus4, 13
6/13	vi	■ m ■ m	m7, m9, m11
		relative minor	
7	vii°	■ o ■ o	m7 ^b 5 (ø7)

D ^b	5 ^b	C#	7#
D		D	2#
E ^b	3 ^b	D#	
E		E	4#
F	1 ^b	E#	
G ^b	6 ^b	F#	6#
G		G	1#
A ^b	4 ^b	G#	
A		A	3#
B ^b	2 ^b	A#	
B/C ^b	7 ^b	B	5#
C	0	C/B#	
D ^b		C#	
D		D	
E ^b		D#	
E/F ^b		E	
F		E#	
G ^b		F#	
G			
A ^b		G#	
A			
B ^b		A#	
B			

Formula	Symbols	Name
1 3 5	, M, ma, maj, Δ	Major Triad
1 3 5 7	M7, Maj7, maj7, C ^A 7, C ⁷ , C+7	Major 7th
1 3 5 7 9	maj9	Major 9th
1 3 5 7 9 11	maj11	Major 11th (no 9?)
1 3 5 7 9 (11) 13	maj13	Major 13th (no 9?)
1 3 5 ^b 7	7, ⁷ , dom7	Dominant 7th
1 3 5 ^b 7 9	9, 7(add9)	Dominant 9th
1 (3) 5 ^b 7 9 11	11	Dominant 11th (no 9?)
1 3 5 ^b 7 9 (11) 13	13, 7(add13), 7(add6)	Dominant 13th (no 9?)

Formula	Symbols	Name
1 3 5 6	6, M6, Maj6	Major 6th, 6th, Added-6th
1 3 5 6 9	6/9, 6(add9), Maj6(add9), M6(add9)	Six-Nine

1 2 5	sus2, ^{sus2}	Suspended 2nd
1 4 5	sus4, ^{sus4} , ^{sus}	Suspended 4th
1 4 5 ^b 7	7 ^{sus4}	7th Suspended 4th

1 ^b 3 5	m, mi, min, -	Minor Triad
1 ^b 3 5 6	min6, m6, -6	Minor 6th
1 ^b 3 5 ^b 7	m7, -7, - ⁷ min7?	Minor 7th
1 ^b 3 5 ^b 7 9	m9	Minor 9th
1 ^b 3 5 ^b 7 9 11	m11	Minor 11th (no 9?)
1 ^b 3 5 ^b 7 9 (11) 13	m13	Minor 13th (no 9?)

1 ^b 3 5 7	m(Maj7), - ⁽⁷⁾ , m#7, - ^Δ 7, -maj7	Minor Major 7th
	min7?, m(M7), min(Maj7), m(+7), -(M7), min(addM7)	

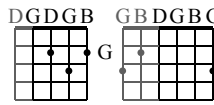
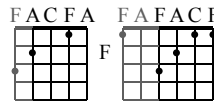
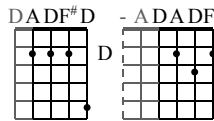
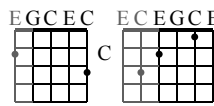
1 ^b 3 5 7 9	min9
1 ^b 3 5 7 9 11	min11
1 ^b 3 5 7 9 (11) 13	min13

1 ^b 3 ^b 5	dim, °, m(^b 5)	Diminished Triad
1 ^b 3 ^b 5 ^b 7	dim7, °7, °, dim	Diminished 7th
1 ^b 3 ^b 5 ^b 7	ø7, m7 ^{b5} , -7 ^(b5)	Half-Diminished 7th
	½dim, ½dim7, m7(□5), m7(-5)	

1 3 #5	aug, +, +, (#5), +5	Augmented Triad (mostly on the V chord)
1 3 #5 ^b 7 +7, 7+, 7+5, 7#5, 7(#5), 7(+5)		Augmented 7th
1 3 #5 7	+(Maj7), Maj7+5, Maj7#5, + ⁷ , Δ+7	Augmented Major 7th

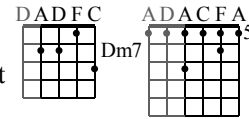
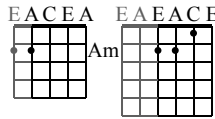
Chris Tomlin—Amazing Grace (My Chains Are Gone) (2/4)
 1,2,C,4,C,C,6,Will..., You... Keys: C(G) (orig. 3/4 - DDUD)

Am(), **G(D)**, **C,C**, **C(G)** - **F(C)** **C(G)**
 1 A mazing grace! How sweet the sound, That
 2 'Twas grace that taught my heart to fear, And
 3 Through many dangers, toils, and snares, I
 4 The Lord has promised good to me, His
 5 Yes, when this flesh and heart shall fail, And
 6 The earth shall soon dis- solve like snow, The
 U When we've been there ten thousand years, Bright



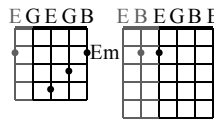
C(G) - **G(D)** **C(G)** -
 1 saved a wretch like me! I once was lost, but
 2 grace my fears re- lieved; How precious did that
 3 have al- ready come; 'Tis grace has brought me
 4 word my hope se- cures; He will my shield and
 5 mortal life shall cease; I shall po- ssess, with-
 6 sun for- bear to shine; But God, who called me
 Ushining as the sun, We've no less days to

F(C) **C(G)** **Am(G?Em)G(D)** **C(G)**
 1 now I'm found Was blind but now I see.
 2 grace ap- pear, The hour I first be- lieved!
 3 safe thus far, And grace will lead me home.
 4 portion be, As long as life en- dures.
 5 in the veil, A life of joy and peace.
 6 here be- low, Will be for- ever mine.
 Using God's praise, Than when we first be- gun.



- **F(C)** - **C(G)** -
 C My chains are free. My God, My gone, I've been set

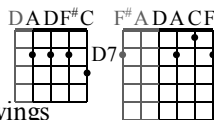
F(C) - **C(G)** - **F(C)** -
 C Savior has ransomed me. And like a flood his mercy



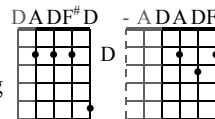
C?Am(Em) - **Dm7(D)** - **C(G)** -
 C reigns. Un-ending love, amazing grace

The Butterfly Song (If I Were a Butterfly) (2/4) 1974,2002
 Words and Music by Brian M. Howard Key - D

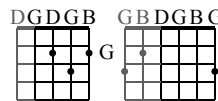
D - **G** **D**
 1 If I were a butterfly, I'd thank you Lord for giving me wings
 2 If I were an elephant, I'd thank you Lord by raising my trunk
 3 If I were a wiggly worm, I'd thank you Lord that I could squirm



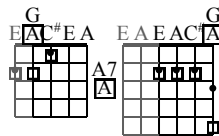
D - **E** **A7**
 1 If I were a robin in a tree, I'd thank you Lord that I could sing
 2 If I were a kangaroo, you know I'd hop right up to you
 3 If I were a fuzzy, wuzzy bear, I'd thank you Lord for my fuzzy, wuzzy hair



D **D7** **G** -
 1 If I were a fish in the sea, I'd wiggle my tail and I'd giggle with glee, But
 2 If I were an octopus, I'd thank you Lord for my fine looks, But
 3 If I were a crocodile, I'd thank you Lord for my great smile, But

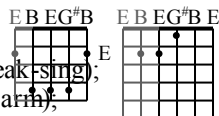


A **A7** **D**
 # I just thank you Father for making me, me
G **D** -
 C For you gave me a heart and you gave me a smile, You



G -
 C gave me [Lord] Jesus and you made me your child, And

A - **D G D?**
 C I just thank you Father for making me, me



B: thumbs together (flap hands); R: flap arms, hand to mouth (beak-sing);
 F: hands together (swim side-to-side); E: shoulder to nose (wave arm);
 K: bunny hop; O: arms & legs wiggle; W: index finger wiggle;
 FWB: arms crossed (rub arms); C: straight arms (one up), clap closed at smile

Olney Hymns; "1 Chronicles 17:16-17, Faith's Review and Expectation"

John Newton (1725-1807), published in 1779, written 1772?

It has been associated with more than 20 melodies, but in 1835 it was joined to a tune named "New Britain" (amalgamation of "Gallaher" and "St. Mary") to which it is most frequently sung today.

1835: William Walker, the composer who first joined John Newton's verses to "New Britain", to create the song that has become "Amazing Grace"

Another verse was first recorded in Harriet Beecher Stowe's immensely influential 1852 anti-slavery novel Uncle Tom's Cabin: He sings the sixth and fifth verses in that order, and Stowe included another verse not written by Newton that had been passed down orally in African American communities for at least 50 years. It was originally one of between 50 to 70 verses of a song titled "Jerusalem, My Happy Home" that first appeared in a 1790 book called A Collection of Sacred Ballads [U]

2--2	2---2---	2-----0--	2-----	2-----2---	2-----2-
---	-----	-----	-----0--	-----	-----
--2	---2---	2-----0--	-----0--	2-----2---	-----2-
0---	0-----0-	-----	0-----	-----	0-----0

A-ma--zing grace! how sweet the sound that saved a-

2-----0---	5----2	5----5--	-----	-----	2-----
-----	-----	-----	-----	0-----0	-----
2-----2---	2----2	2----2--	2-----2--	0--20--	2-----2--
-----	-----	----4--4	0-----	---00--	-----

wretch like me! I once was lost, but now am- found, Was

| 2-----2-- | 2---0 | 2--- | intro: "was blind...see" Key: G
| ----- | ----- | ----- |
| -----2-- | 2---0 | ----- |
| 0-----0 | ----- | 0--- |

blind but now I see.

Artist: Chris Tomlin Song: Jesus Messiah (4/4)
 Capo 3 Key of Bb (2/A?) 1,C,2,C,B,C,Jesus...all d=~83

? **G** **D/F#** **DGDGB** **GBDGBG**
 1 He became sin Who knew no sin That
 2 His body the bread His blood the wine

Em **C2**
 1 we might become His Righteousness He
 2 Broken and poured out all for love The

G **D/F#**
 1 humbled himself and carried the cross
 2 whole earth trembled And the veil was torn

? **Em?** ? **C2?** **EGEGB** **EBEGBE**
 # Love so a-mazing Love so a-mazing

- **G** - **C2**
 C Jesus Mes- siah Name above all names

- **Em** - **D**
 C Blessed Rede- emer Emmanu- el

- **G** - **DGDGC** **-CDGCG**
 C The rescue for s- inners The ransom from

C2 - **Em** ? **D**
 C Heaven Jesus Mes- siah Lord of all -

-**C2?** **Em** **C2** **Em** **EACEA** **EAEACE**
 B All our hope is in You All our h- ope is in You

C2 **Em** **-?** **C2** **D**
 B All the gl-ory to You, God The light of the world

Artist: Chris Tomlin Song: Jesus Messiah (4/4)
 Capo 4(B)-rec or 3(Bb) 1,C,2,C,B,C,Jesus...all d=~83

- **G** **Am** **DGDGB** **GBDGBG**
 1 He became sin Who knew no sin That
 2 His body the bread His blood the wine

G/ **C**
 1 we might become His Righteousness He
 2 Broken and poured out all for love The

G **Am**
 1 humbled himself and carried the cross
 2 whole earth trembled And the veil was torn

G **C** **G** **C**
 # Love so a-mazing Love so a-mazing

- **G** - **C** **DGDGC** **-CDGCG**
 C Jesus Mes- siah Name above all names

- **G** - **Dsus**
 C Blessed Rede- emer Emmanu- el

- **G** - **DADGD** **-ADADG**
 C The rescue for s- inners The ransom from

C - **G/** **Dsus** **G**
 C Heaven Jesus Mes- siah Lord of all - [2,B,e]

- **Am** **G/** **C**
 B All our hope is in You All our h- ope is in You

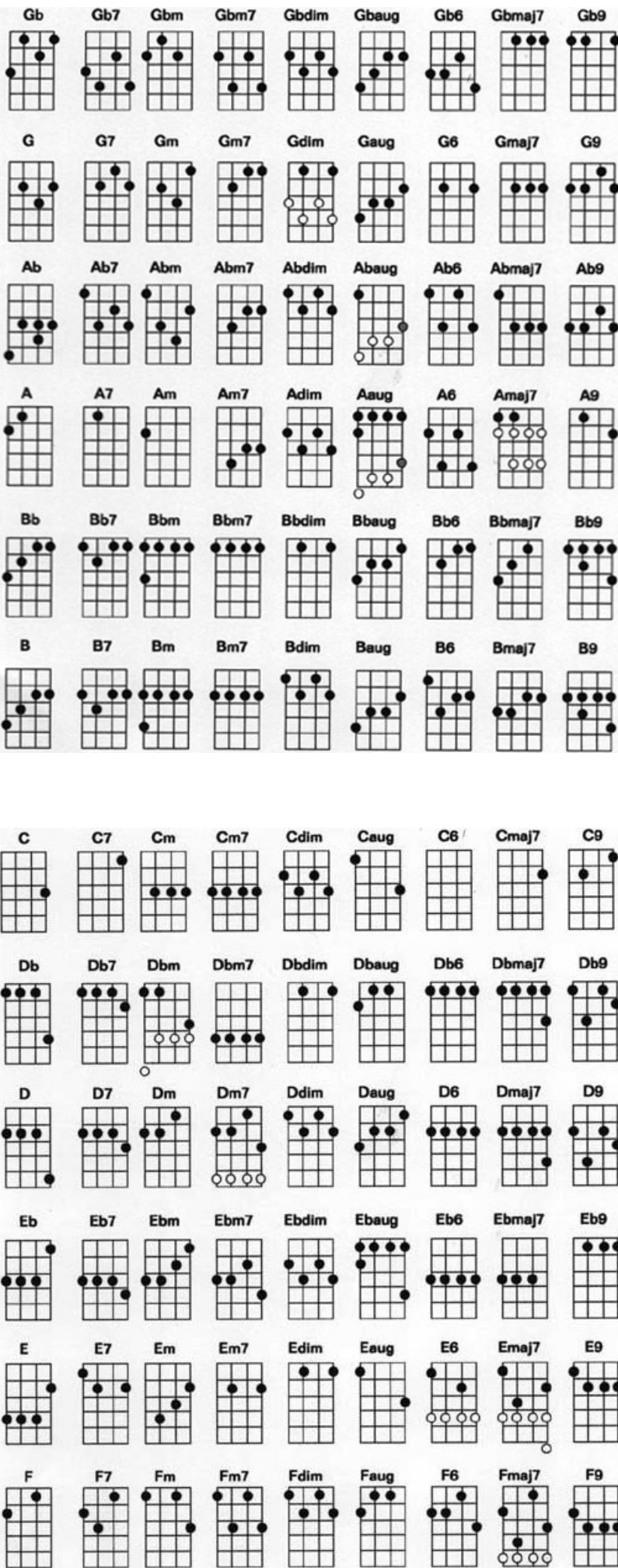
Dsus **Am** **G/** **C** **Dsus, 1, st**
 B All the gl-ory to You, God The light of the world [C]

[e] **G/** **G** **Dsus** **C** **C,C** **C,G** -

Played Bb: <http://www.youtube.com/watch?v=iHpHIotUzPA&feature=av2n>
 (recorded in B)

http://www.ultimate-guitar.com/tabs/c/chris_tomlin/jesus_messiah_ver3_crd.htm

B?:	B	C#m	B/D#	E	B	C#m
Capo3:	G	Am	G/	C	G	Am
(Bb)						
	B	E	B	E		
	G	C	G	C		
	B	E	B	F#sus		
	G	C	G	Dsus		
	B	E	B/D#	F#sus	B	
	G	C	G/	Dsus	G	
	C#m	B/D#	E	F#sus	(x2)	
	Am	G/	C	Dsus		
	B/Ab	B	F#sus	E	E,E	E,B
[e]	G/	G	Dsus	C	C,C	C,G



C,I?,1,B,2,C,3,C?,(C),4,C,C,C,E

SOLO (alt wrap):

|G2 |G2 |C2 |G2 | G G7 C G C G C G
C I'll fly away, Oh Glory, I'll fly away
|G2 |G2 Em7 |G2 Dsus |G2 | G Dsus Em G D G
C When I die, hallelujah by and by, I'll fly away
I ||: G | G | G | C :|| Intro - G C G C G C G x2

E-----
B-----
G-----16-----14-----12-----14-12-----14-14-12
D-/12-----12-----12-----12-----12-----
A-----
E-----

|G2 |G2 |C2 |G2 | G G7 C G C G C G
1 Some bright morning when this life is over, I'll fly away
2 When the shadows of this life have grown, I'll fly away
3 Oh how glad and happy when we meet, I'll fly away
4 Just a few more weary days and then, I'll fly away

E-----
B-----
G-----17-----17-----17-----17-----16-14-12
D-12/14-----14-----14-----14----- (14) /12-----
A-----
E-----

|G2 |G2 |C2 |G2 | G C G
1 To a land on God's celestial shore, I'll fly away
2 Like a bird from these prison walls, I'll fly, I'll fly away
3 No more cold iron shackles on my feet, I'll fly away
4 To a land where joy will never end, I'll fly away

E-----
B-----
G-----
D-----5-5h7-5-^7-^7-^7-* (7) p5-
A-----/5-5h7-----
E-----

B | Em7 | G2 | Em7 | Bridge - Em, G, Dsus, G

|G2 Dsus |C2 |G2 Dsus |G2 |
E I'll fly away, I'll fly away

E-----
B-----
G-----
D-----5-----5-7-5-^7-^7-^7-* (7) p5---
A-5/7---7-----
E-----3-----3

G2- 320033
C2- x32033
Em7- 0220033
Dsus- xx0233

Intro:

-----0-----0-----
--0-----0-----0-----0-----
-----4-----4-----
-----3-----3-----3-----3-----3-----3-----3-----3-----

/=slide
^=bend up
*=bend down
()=notes already picked and left ringing
p=pull
h=hammer

I'll Fly Away
Jars of Clay
Redemption Songs

Chords: G- 320033 G7- 323003 C- x32033
Em- 0220033 D- xx0232 D/F#- 200232

Verse/Chorus

G G7 C G
G D/F# Em
G D G

SOLO:
E-----
B-----
G-----16-----14-----12-----14-12-----14-14-12-----17-----17-----17-----17-----
D-/12-----12-----12-----12-----12-----12/14-----14-----14-----14----- (14) /12---
A-----
E-----
E-----
B-----
G-16-14-12-----
D-----5-5h7-5-^7-^7-^7-* (7) p5-----5-----5-7-5-^7-^7-^7-* (7) p5-
A-----/5-5h7-----5/7---7-----
E-----3-----3

I heard this song on the radio and I thought it would be fun to learn how to play. The actual track isn't out yet, but I figured out the chords by listening off of YouTube. I hope I didn't make too many mistakes (I'm not so sure about the bridge, though). Enjoy :)

D 71
Light Up the Sky - The Afters

Intro: Bm G D A (x2)

Verse 1:

Bm G D
When I'm feeling all alone
A [or Dsus2? (typ UNO)]
With so far to go
Bm G D
The signs are nowhere on this road
A
Guiding me home

Bm G D
When the night is closing in
A Bm
It's falling on my skin
G D
Oh God, will you come close?

Chorus 1:

Bm G
Light, light, light up the sky
D A
Light up the sky to show me you are with me
Bm G
I, I, I can't deny
D A
No I can't deny that you are right here with me
Bm G
You've opened my eyes
D A [or Asus4?]
So I can see you all around me
Bm G
Light, light, light up the sky
D A
You light up the sky to show me
Bm G (D A) second time
That you are with me

Verse 2:

When stars are hiding in the clouds
I don't feel them shining
When I can't see beyond my doubt
The silver lining

When I've almost reached the edge
Like a flood you're rushing in
Your love is rushing in

(Chorus 1)

Bridge:

Em Bm
So I run, straight into your arms
G [Asus4?] Em
You're the brightened morning sun
To show your love
G G (let ring)
There's nothing you wont do

Chorus 2:

G D
Light, light, light up the sky
A Bm
You light up the sky to show me you are with me
G D
I, I, I can't deny
A Bm
No I can't deny that you are right here with me
G D
You've opened my eyes
A Bm
So I can see you all around me
G D
Light, light, light up the sky
A
You light up the sky to show me
G D A Bm
That you are with me
G D A Bm
That you are with me
G D A Bm
That you are with me
G D A -